



SF 15 DI POWER TILLER

Trusted by 1,00,000+ Proud Farmers



Seating Arrangement | Low Maintenance | Easy Availability of Spare Parts


Eligible for Subsidy | Tested by FMTTI | 300+ Dealer Network

SPECIFICATIONS	SF 15 DI POWER TILLER
Engine Model	ZS1100 DI
Engine Type	4-stroke, Water-cooled, Horizontal, Single Cylinder, Diesel Engine
Engine Power	15HP @ 2000 rpm
No. of Gear Speed	6 Forward + 2 Reverse
No. of Blades	18 + 18 (Straight & Bent)
Weight	490 kg
Acre/hr.	0.4 - 0.5
Fuel Consumption (litre/hr.)	1.2 - 1.5
Avg. Depth of Cut (inch)	6 - 8
Avg. Width of Cut (feet)	2


POWER TILLER APPLICATIONS



5 Tynes Cultivator



Cage Wheel




Water Pump



Reversible Plough




Ridger



Thresher



Seed-cum-fertiliser Drill



Disc Plough



Trolley



Sprayer Kit



Branch Office

Authorised Dealer

Corporate Office: Shrachi Tower, 686, Anandapur, E.M. Bypass Junction, Kolkata – 700 107 | +91 9163220000 | btlmktg@shrachi.com

Registered Office: 2, Jessore Road, Kolkata – 700 028 | +91 9007724621 | btla.tech@shrachi.com | www.shrachi.com

Branch Offices: Cuttack | Guwahati | Patna | Ranchi | Raipur | Hyderabad | Bengaluru | Faridabad (Delhi) | Trichy (Chennai) | Sangli (Pune)

Service Helpline No.: 09163220000