

PRODUCT CATALOGUE

VIRAT 13HP POWER TILLER

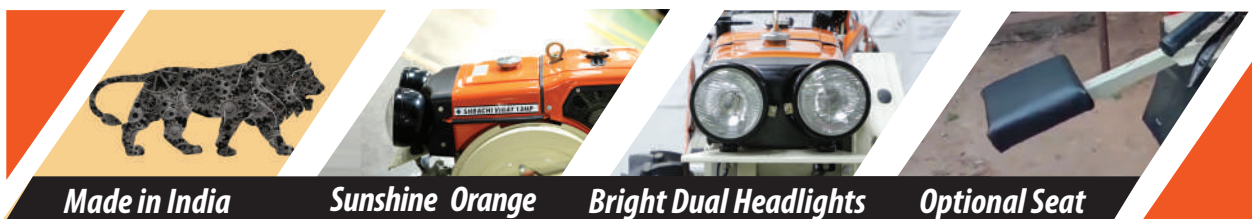
Proudly Made-In-India



**WORKS
ON WET
AND
DRYLAND**

**HIGH
POWER
13HP**

MADE WITH PRECISION FOR BEST PERFORMANCE



AVAILABLE WITH SUBSIDY • PAN-INDIA SERVICE & SPAREPARTS

✓ WIDE VARIETY OF CROPS LIKE PADDY, WHEAT
SUGAR CANE, COTTON AND MORE

✓ SUITABLE FOR HORTICULTURE CROPS LIKE MANGO
COCONUT, GUAVA, PAPAYA AND MORE

✓ EASY INTER-CULTIVATION

✓ TILLING CAPACITY OF 1 ACRE PER 2 HOURS

| | |
|---------------------|-----------------------------|
| • Engine Type | Horizontal 4 stroke, Diesel |
| • Engine Power | 13 HP@2400 rpm |
| • No. of Gear Speed | 6 Forward & 2 Reverse |
| • Rotary | 2 Speed (Opt. 4 Speed) |
| • Weight | 405 Kg |

| | |
|---------------------|------------------------|
| • No of Blades | 18 Nos. (9+9) |
| • Tilling Width | 2 feet (600 mm) |
| • Tilling Depth | 6 inches (150 mm max) |
| • Fuel Consumption | 1.1 - 1.2 Litres/Hr |
| • Dimension (LxWxH) | 2720 x 865 x 1210 (mm) |





WATCH VIDEO

8D6 SUPER WEEDER

Single weeder
Multiple attachments

Tiller like stability
with optional
back rotary



- Engine Model 186F
- Engine Type 4 stroke, Diesel Engine
- Engine Power 7.4 HP@3000 rpm
- No. of Gear Speed 2 Forward & 1 Reverse
- Transmission Mode Through PTO Shaft

- No. of Blades 40 adjustable
- Weight 126 kgs
- Acre/hr. 0.3-0.4
- Fuel Consumption 0.8 (litre/hr.)
- Working Depth 06-08 inch
- Avg. width of Cut Upto 4.5 ft



WATCH VIDEO

8D6 PLUS POWER WEEDER WITH DIFFERENTIAL GEAR BOX



**MOST
UNIQUE
MULTI-FUNCTIONAL
WEEDER**

With integrated rotary
weeding and ditching unit

Dual mode Rotary movement
(Clockwise & Anti-clockwise)

| 8D6 PLUS POWER WEEDER | With Ditcher Blades | With Rotary Blades |
|-----------------------|---------------------|--------------------|
| Engine Model | 188F Engine | |
| Engine type | Diesel engine | |
| Engine Power | 10 HP + | |
| No. of Blades | 10 | 20 |

DIFFERENTIAL GEARBOX WITH STEERING FUNCTION
FOR EFFORTLESS TURNING DURING FIELD OPERATION



DOWNLOAD LEAFLET

6D3 POWER WEEDER

- 6 HP @ 3600 RPM
- 178F DIESEL ENGINE
- 32 ADJUSTABLE BLADES



75Z POWER WEEDER

- 5.5HP @ 3600 RPM
- SR 170 F/P PETROL ENGINE
- 24 ADJUSTABLE BLADES



100G POWER WEEDER

- 7.8HP @ 3600 RPM
- 270G PETROL ENGINE
- 18 / 24 / 32 BLADES



100H POWER WEEDER

- 5.5 HP @ 3600 RPM
- HONDA GX200 PETROL ENGINE
- 24 ADJUSTABLE BLADES



2R PADDY WEEDER

- 2 HP @ 7000 RPM
- PETROL ENGINE
- 12 INCH WEEDING WHEEL



SPR1200 POWER REAPER

- 2.7 HP @ 1800 RPM
- HONDA GX120 PETROL ENGINE
- 24 TOP SERRATED TYPE BLADES



BRUSH CUTTER

- AVAILABLE IN 35CC / 43CC / 52CC
- AVAILABLE WITH HONDA & OEM ENGINE
- PETROL ENGINE
- MULTIPLE ATTACHMENTS AVAILABLE ON SELECT MODELS



WEBSITE



SHRACHI SMART SERIES

Easy to own, smart weeders & reapers

Optimised to give maximum benefit at minimum cost

NEW



SHRACHI 4R-P POWER REAPER

Direct Gear Drive with Clutch
High Power 5.5 HP Petrol Engine

- 170F-3/P PETROL ENGINE
- 24 SELF-SERRATED KNIVES



WATCH VIDEO



SHRACHI 100-S POWER WEEDER

- 5.5HP @ 3600 RPM
- PETROL ENGINE
- 16 / 24 ADJUSTABLE BLADES



SHRACHI 6D3-S POWER WEEDER

- 5.5HP @ 3600 RPM
- DIESEL ENGINE
- 16 / 24 ADJUSTABLE BLADES



BTL EPC LTD (SHRACHI AGRIMECH)

Corporate Office: Shrachi Tower, 686, Anandapur, E.M. Bypass Junction, Kolkata – 700 107 • +919163220000
btlmktg@shrachi.com • **Registered Office:** 2, Jessore Road, Kolkata – 700 028

Branch Offices: Cuttack • Guwahati • Hyderabad • Bengaluru • Faridabad • Trichy (Chennai) • Sangli (Pune)

Dealer Stamp