

## PRODUCT CATALOGUE

### VIRAT 13HP POWER TILLER

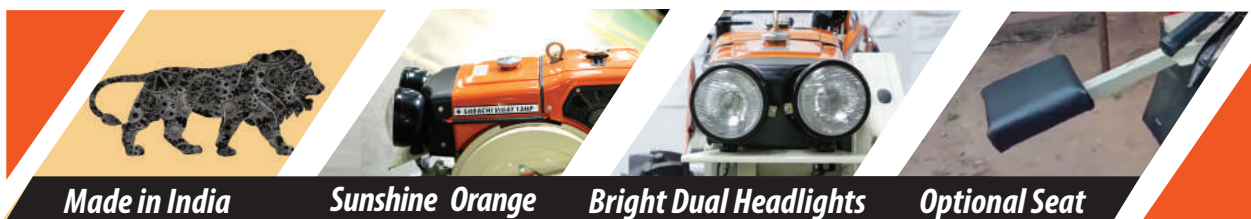
*Proudly Made-In-India*



**WORKS  
ON WET  
AND  
DRYLAND**

**HIGH  
POWER  
13HP**

### MADE WITH PRECISION FOR BEST PERFORMANCE



### AVAILABLE WITH SUBSIDY • PAN-INDIA SERVICE & SPAREPARTS

✓ WIDE VARIETY OF CROPS LIKE PADDY, WHEAT  
SUGAR CANE, COTTON AND MORE

✓ SUITABLE FOR HORTICULTURE CROPS LIKE MANGO  
COCONUT, GUAVA, PAPAYA AND MORE

✓ EASY INTER-CULTIVATION

✓ TILLING CAPACITY OF 1 ACRE PER 2 HOURS

- Engine Model 186F
- Engine Type 4 stroke, Diesel Engine
- Engine Power 7.4 HP@3000 rpm
- No. of Gear Speed 2 Forward & 1 Reverse
- Transmission Mode Through PTO Shaft
- No. of Blades 40 adjustable

- Weight 126 kgs
- Acre/hr. 0.3-0.4
- Fuel Consumption 0.8 (litre/hr.)
- Working Depth 06-08 inch
- Avg. width of Cut Upto 4.5 ft





WATCH VIDEO

# 8D6 SUPER WEEDER

Single weeder  
Multiple attachments

Tiller like stability  
with optional  
back rotary



- Engine Model 186F
- Engine Type 4 stroke, Diesel Engine
- Engine Power 7.4 HP@3000 rpm
- No. of Gear Speed 2 Forward & 1 Reverse
- Transmission Mode Through PTO Shaft

- No. of Blades 40 adjustable
- Weight 126 kgs
- Acre/hr. 0.3-0.4
- Fuel Consumption 0.8 (litre/hr.)
- Working Depth 06-08 inch
- Avg. width of Cut Upto 4.5 ft



WATCH VIDEO

## 8D6 PLUS POWER WEEDER WITH DIFFERENTIAL GEAR BOX



**MOST  
UNIQUE  
MULTI-FUNCTIONAL  
WEEDER**

With integrated rotary  
weeding and ditching unit

Dual mode Rotary movement  
(Clockwise & Anti-clockwise)

8D6 PLUS POWER WEEDER	With Ditcher Blades	With Rotary Blades
Engine Model	186F Engine	
Engine type	Diesel engine	
Engine Power	7.8 HP@3000 RPM	
No. of Blades	10	20

DIFFERENTIAL GEARBOX WITH STEERING FUNCTION  
FOR EFFORTLESS TURNING DURING FIELD OPERATION



DOWNLOAD LEAFLET

### 6D3 POWER WEEDER

- 6 HP @ 3600 RPM
- 178F DIESEL ENGINE
- 32 ADJUSTABLE BLADES



### 75Z POWER WEEDER

- 5.5HP @ 3600 RPM
- SR 170 F/P PETROL ENGINE
- 24 ADJUSTABLE BLADES



### 100G POWER WEEDER

- 7.8HP @ 3600 RPM
- 270G PETROL ENGINE
- 18 / 24 / 32 BLADES



### 100H POWER WEEDER

- 5.5 HP @ 3600 RPM
- HONDA GX200 PETROL ENGINE
- 24 ADJUSTABLE BLADES



### 2R PADDY WEEDER

- 2 HP @ 7000 RPM
- PETROL ENGINE
- 12 INCH WEEDING WHEEL



### SPR1200 POWER REAPER

- 2.7 HP @ 1800 RPM
- HONDA GX120 PETROL ENGINE
- 24 TOP SERRAT4ED TYPE BLADES



### BRUSH CUTTER

- AVAILABLE IN 35CC / 43CC / 52CC
- AVAILABLE WITH HONDA & OEM ENGINE
- PETROL ENGINE
- MULTIPLE ATTACHMENTS AVAILABLE ON SELECT MODELS



WEBSITE





# SHRACHI SMART SERIES

Easy to own, smart weeders & reapers

Optimised to give maximum benefit at minimum cost

**NEW**



## SHRACHI 4R-P POWER REAPER

Direct Gear Drive with Clutch  
High Power 5.5 HP Petrol Engine

- 170F-3/P PETROL ENGINE
- 24 SELF-SERRATED KNIVES



WATCH VIDEO



## SHRACHI 100-S POWER WEEDER

- 5.5HP @ 3600 RPM
- PETROL ENGINE
- 16 / 24 ADJUSTABLE BLADES



## SHRACHI 6D3-S POWER WEEDER

- 5.5HP @ 3600 RPM
- DIESEL ENGINE
- 16 / 24 ADJUSTABLE BLADES



### BTL EPC LTD (SHRACHI AGRIMECH)

**Corporate Office:** Shrachi Tower, 686, Anandapur, E.M. Bypass Junction, Kolkata – 700 107 • +919163220000

**btlmktg@shrachi.com • Registered Office:** 2, Jessore Road, Kolkata – 700 028

**Branch Offices:** Cuttack • Guwahati • Hyderabad • Bengaluru • Faridabad • Trichy (Chennai) • Sangli (Pune)

Dealer Stamp